



अमृत महा आवास अभियान २०२२-२३

दैनिक प्रगती अहवाल : १५.०३.२०२३

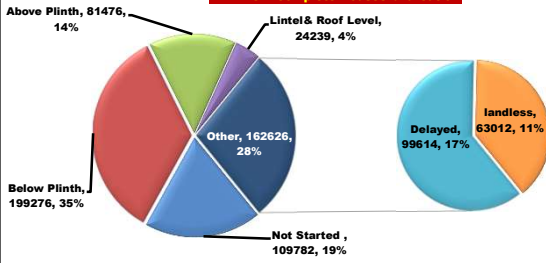
प्रधानमंत्री आवास योजना ग्रामीण — मंजूरी, पूर्ण घरकुले, हप्ते वितरण
राज्य पुरस्कृत ग्रामीण आवास योजना — मंजूरी, पूर्ण घरकुले, हप्ते वितरण

योजना	एकूण मंजूरी	दैनिक मंजूरी	एकूण पूर्ण	दैनिक पूर्ण घरकुले	दैनिक पहिला हप्ता वितरित	दैनिक दुसरा हप्ता वितरित	दैनिक तिसरा हप्ता वितरित
प्रधानमंत्री आवास योजना ग्रामीण	१४१३६१३	४४	९९९२८९	७९१	२८१७	४२१८	३९९८
राज्य योजना	५४१११७	२७७	३९१७९१	२८३	१००७	१२७८	१०८९
एकूण	१९५४७३०	३२१	१३९१०७२	१०७४	३८२४	५४९६	५०७९

PMAY-G Completion Progress Bar

70.7%

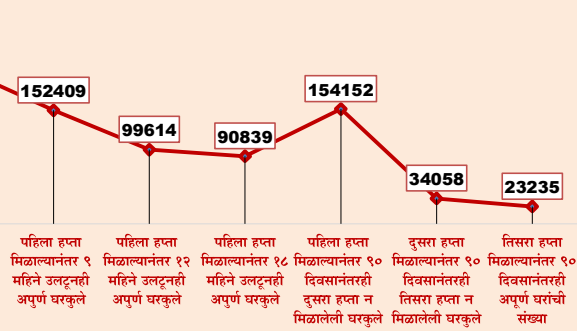
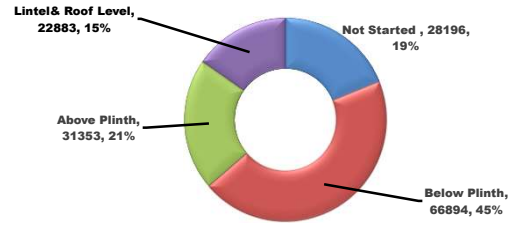
PMAY-G Incomplete Houses bifurcation



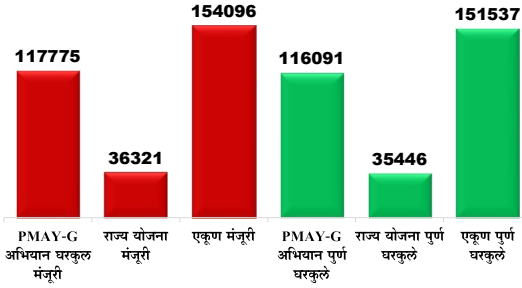
State Schemes Progress Bar

72.4%

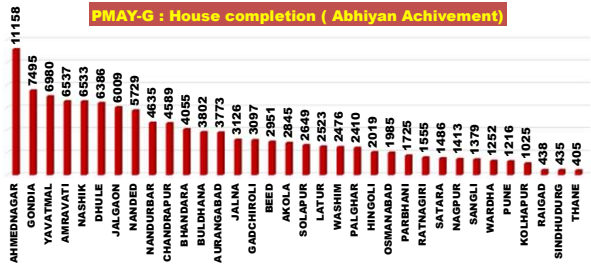
State Schemes: Incomplete Houses bifurcation



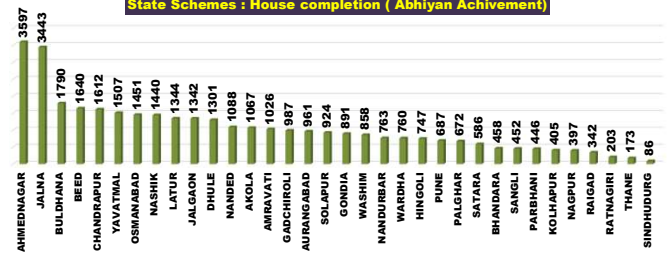
Abhiyan Achievement Day 115



PMAY-G : House completion (Abhiyan Achievement)



State Schemes : House completion (Abhiyan Achievement)

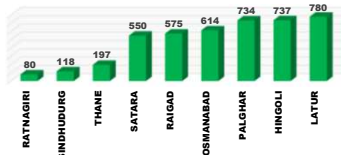


राज्य व्यवस्थापन कक्ष- ग्रामीण गृहनिर्माण

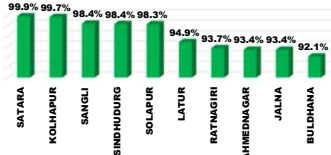
४ था मजला, दक्षिण कक्ष, सिडको भवन, सीबीडी बेलापूर, नवी मुंबई - ४०० ६१४.

Top and Bottom Ten Districts

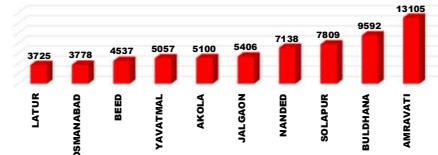
PMAY-G Delayed Houses TOP 10 Dist.



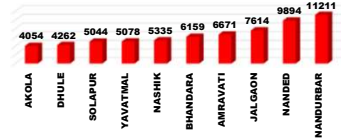
State Schemes Sanction TOP 10 Dist.



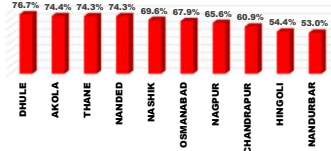
PMAY-G Remaining 1st Installments Bottom 10 Dist.



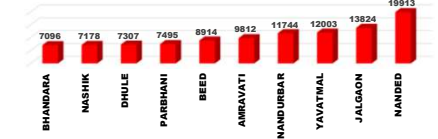
PMAY-G Delayed Houses Bottom 10 Dist.



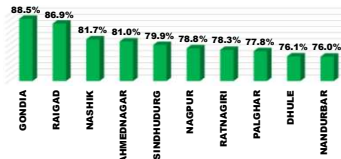
State Schemes Sanction Bottom 10 Dist.



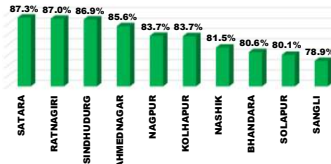
PMAY-G Remaining 2nd Installments Bottom 10 Dist.



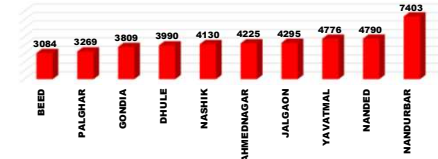
PMAY-G Completion TOP 10 Dist.



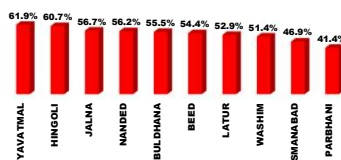
State Schemes Completion TOP 10 Dist.



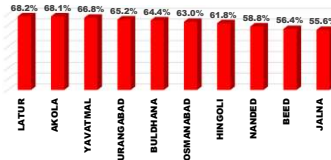
PMAY-G Remaining 3rd Installments Bottom 10 Dist.



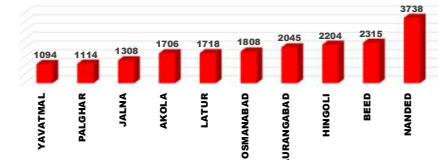
PMAY-G Completion Bottom 10 Dist.



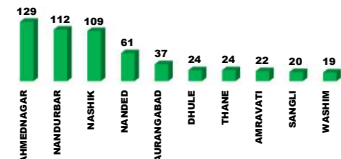
State Schemes Completion Bottom 10 Dist.



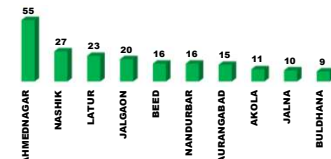
State Schemes Remaining 1st Installments Bottom 10 Dist.



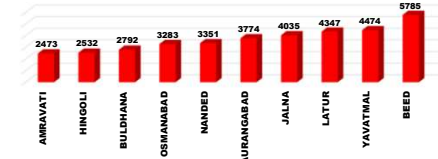
PMAY-G Daily Completion Top 10 Dist.



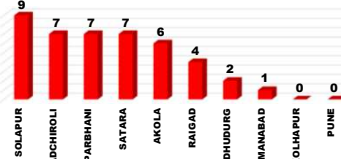
State Schemes Daily Completion Top 10 Dist.



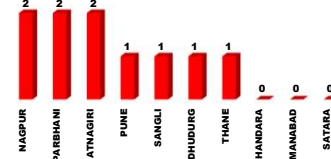
State Schemes Remaining 2nd Installments Bottom 10 Dist.



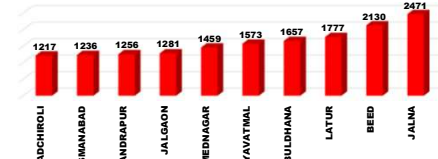
PMAY-G Daily Completion Bottom 10 Dist.



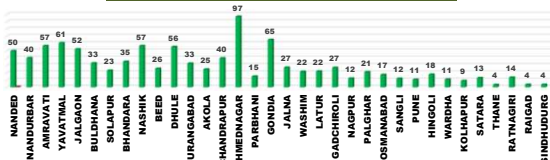
State Schemes Daily Completion Bottom 10 Dist.



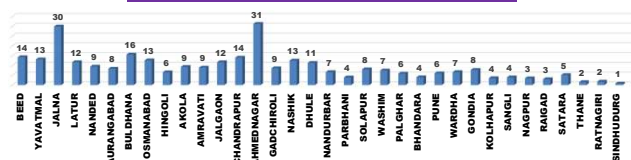
State Schemes Remaining 3rd Installments Bottom 10 Dist.



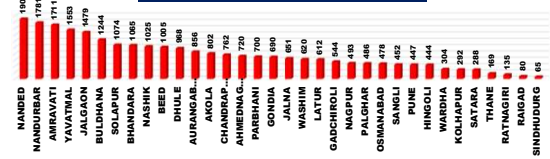
PMAY-G : Current Pace of Completion Per Day (Abhiyan)



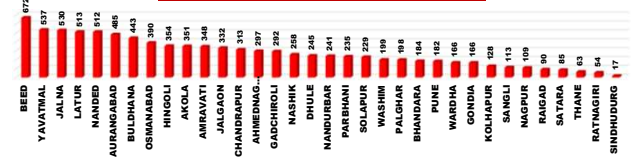
State Schemes : Current Pace of Completion Per Day (Abhiyan)



PMAY-G Required Pace of Completion Per Day



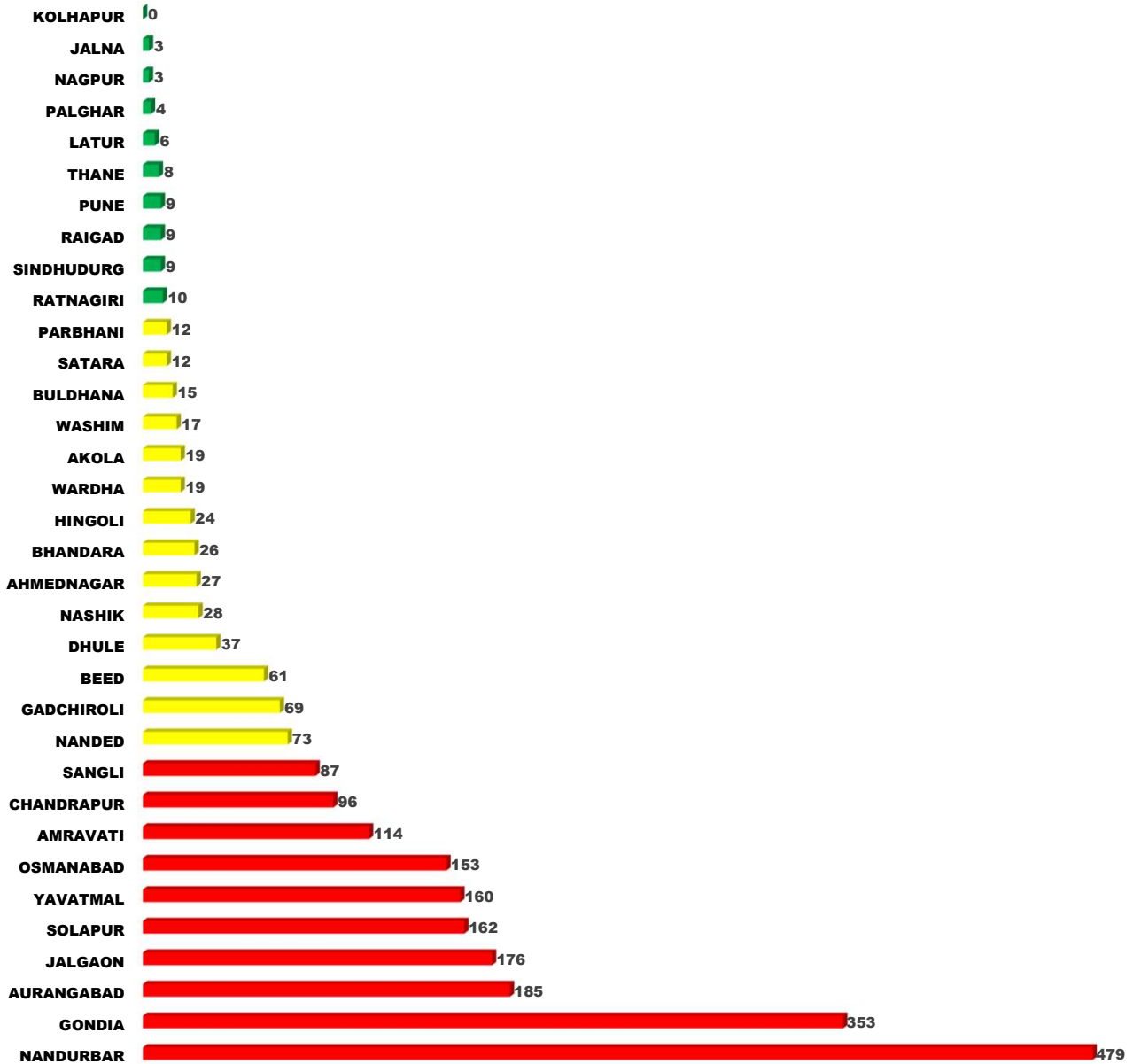
State Schemes Required Pace of Completion Per Day



प्रधानमंत्री आवास योजना ग्रामीण - मंजूरी (PWL+Awaas Plus)

Sr. No.	Division	Target (PWL+Awaas Plus)	14.03.2023	15.03.2023	Daily_Achievement	Remaining
1	AURANGABAD DIV.	238291	237825	237774	40	517
2	AMRAVATI DIV.	274984	274673	274659	4	325
3	NASHIK DIV.	414537	413805	413790	0	747
4	NAGPUR DIV.	292325	291764	291759	0	566
5	KONKAN DIV.	69657	69620	69617	0	40
6	PUNE DIV.	126284	126022	126014	0	270
	Total	1416078	1413709	1413613	44	2465

PMAY-G Remaining Sanction

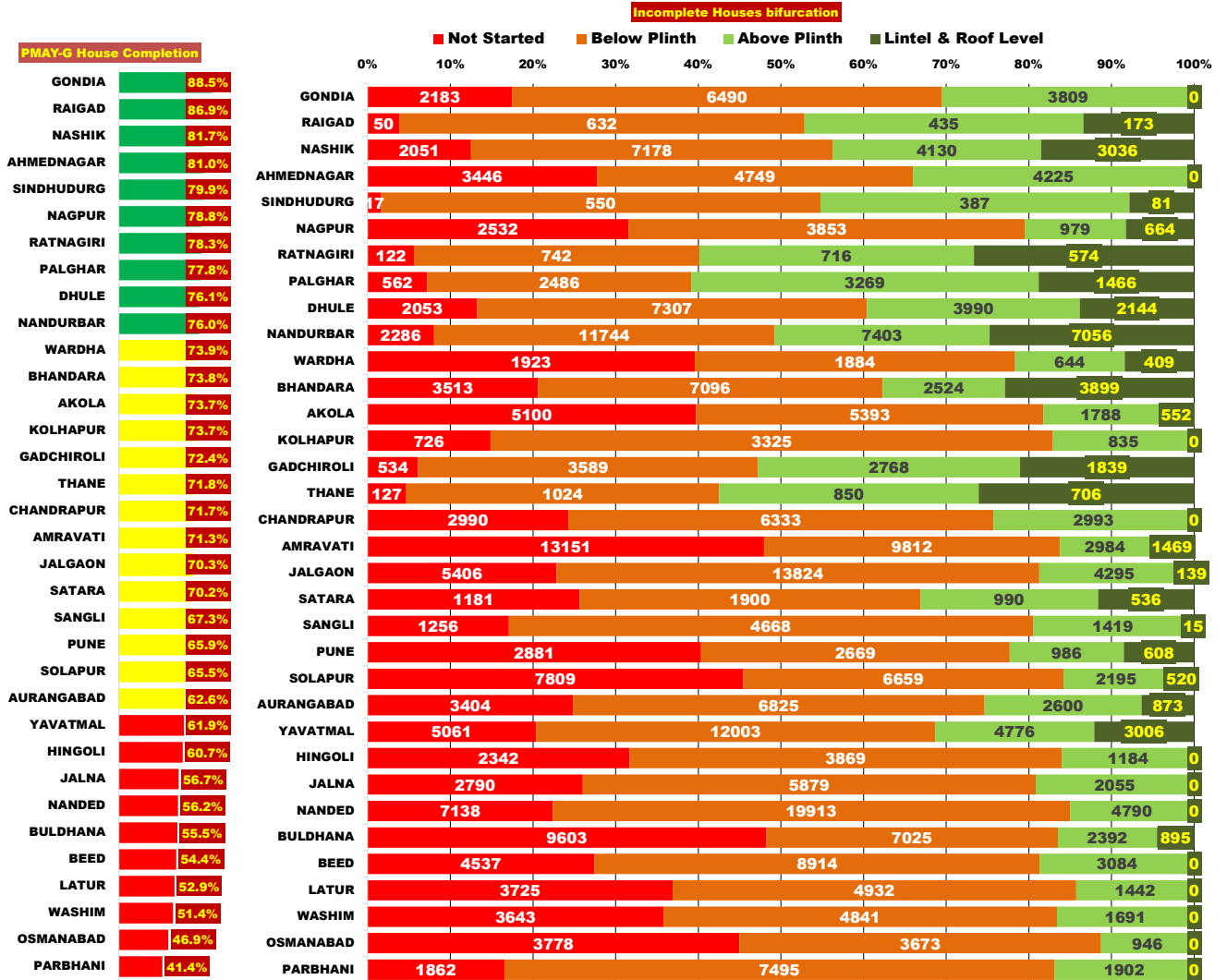


प्रधानमंत्री आवास योजना ग्रामीण - मंजूरी (PWL+Awaas Plus)

Sr. No.	District	Target (PWL+Awaas Plus)	14.03.2023	15.03.2023	Daily_Achievement	Remaining
1	NANDED	69563	69463	69490	27	73
2	AURANGABAD	36792	36594	36607	13	185
3	WASHIM	20412	20391	20395	4	17
4	AHMEDNAGAR	60778	60751	60751	0	27
5	AKOLA	48794	48775	48775	0	19
6	AMRAVATI	95646	95532	95532	0	114
7	BEED	35318	35257	35257	0	61
8	BULDHANA	44742	44727	44727	0	15
9	CHANDRAPUR	43220	43124	43124	0	96
10	DHULE	64912	64875	64875	0	37
11	GADCHIROLI	31638	31569	31569	0	69
12	GONDIA	96470	96117	96117	0	353
13	HINGOLI	18107	18083	18083	0	24
14	JALGAON	79767	79591	79591	0	176
15	JALNA	24047	24044	24044	0	3
16	LATUR	20799	20793	20793	0	6
17	NAGPUR	37202	37199	37199	0	3
18	NANDURBAR	119333	118854	118854	0	479
19	PALGHAR	35128	35124	35124	0	4
20	PARBHANI	19103	19091	19091	0	12
21	PUNE	20979	20970	20970	0	9
22	RAIGAD	9844	9835	9835	0	9
23	SANGLI	22158	22071	22071	0	87
24	SINDHUDURG	5156	5147	5147	0	9
25	SOLAPUR	49902	49740	49740	0	162
26	THANE	9606	9598	9598	0	8
27	WARDHA	18670	18652	18651	-1	19
28	RATNAGIRI	9923	9916	9913	-3	10
29	SATARA	15480	15471	15468	-3	12
30	BHANDARA	65125	65103	65099	-4	26
31	KOLHAPUR	17765	17770	17765	-5	0
32	NASHIK	89747	89734	89719	-15	28
33	YAVATMAL	65390	65248	65230	-18	160
34	OSMANABAD	14562	14500	14409	-91	153
Total		1416078	1413709	1413613	44	2465

प्रधानमंत्री आवास योजना ग्रामीण - पूर्ण घरकूले

Sr. No.	Division	Sanction	14.03.2023	15.03.2023	Daily Achievement	Remaining	Avg. Completed Per Day From 20.11.22 to Today	To be Completed in Per Day till 31.03.23
1	NASHIK DIV.	413790	317845	318235	390	95555	302	5972
2	AURANGABAD DIV.	237774	131235	131392	157	106382	207	6649
3	AMRAVATI DIV.	274659	179719	179797	78	94862	197	5929
4	NAGPUR DIV.	291759	229954	230029	75	61730	190	3858
5	KONKAN DIV.	69617	54596	54651	55	14966	46	935
6	PUNE DIV.	126014	85141	85177	36	40837	67	2552
Total		1413613	998490	999281	791	414332	1009	25896



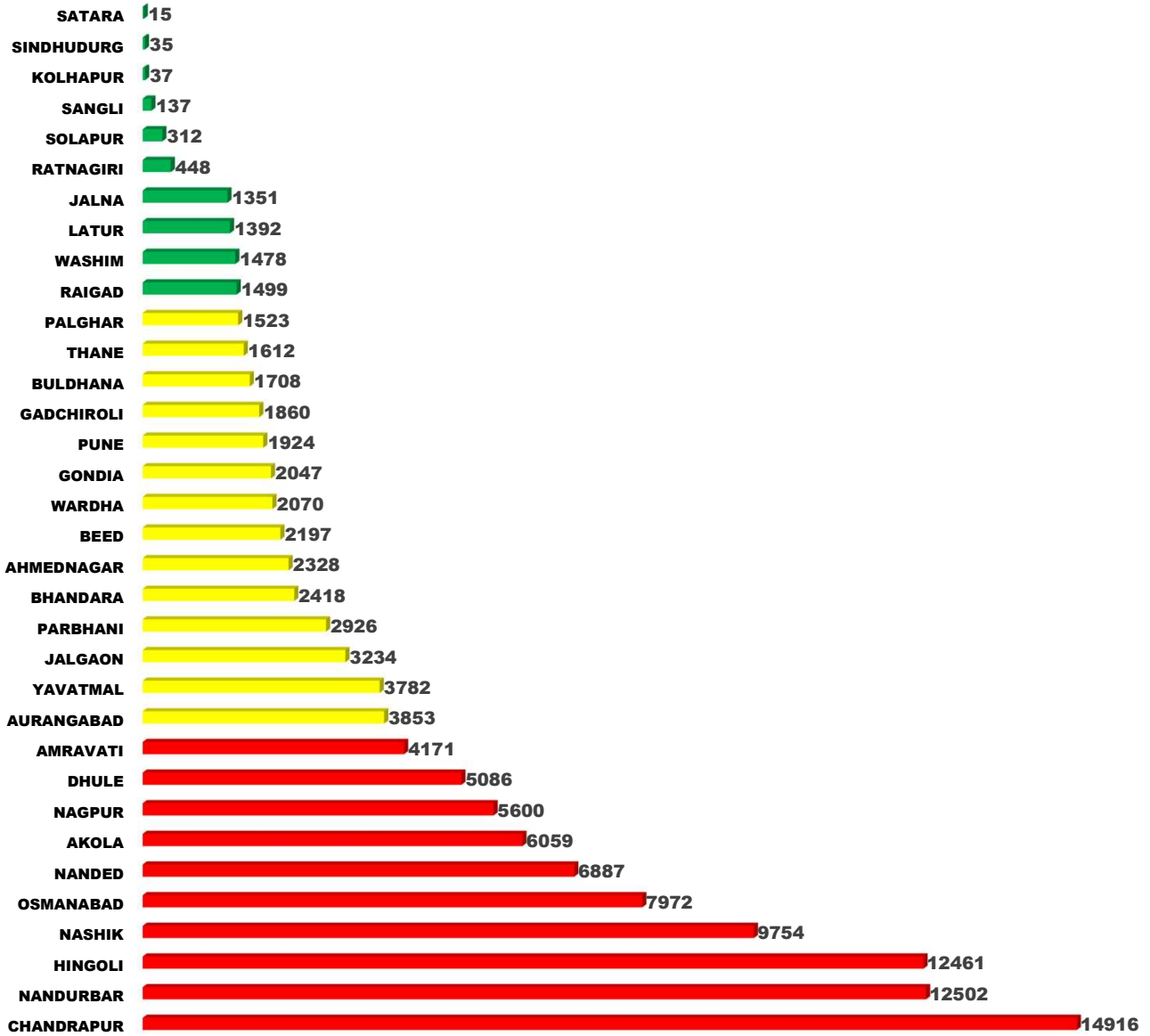
प्रधानमंत्री आवास योजना ग्रामीण - पूर्ण घरकूले

Sr. No.	District	Sanction	14.03.2023	15.03.2023	Daily Achievement	Remaining	Avg. Completed Per Day From 20.11.22 to Today	To be Completed in Per Day till 31.03.23
1	AHMEDNAGAR	60751	49109	49238	129	11513	97	720
2	NANDURBAR	118854	90253	90365	112	28489	40	1781
3	NASHIK	89719	73215	73324	109	16395	57	1025
4	NANDED	69490	38978	39039	61	30451	50	1903
5	AURANGABAD	36607	22868	22905	37	13702	33	856
6	DHULE	64875	49357	49381	24	15494	56	968
7	THANE	9598	6867	6891	24	2707	4	169
8	AMRAVATI	95532	68140	68162	22	27370	57	1711
9	SANGLI	22071	14826	14846	20	7225	12	452
10	WASHIM	20395	10463	10482	19	9913	22	620
11	YAVATMAL	65230	40370	40388	18	24842	61	1553
12	BHANDARA	65099	48050	48067	17	17032	35	1065
13	BEED	35257	19163	19179	16	16078	26	1005
14	JALGAON	79591	55911	55927	16	23664	52	1479
15	CHANDRAPUR	43124	30913	30928	15	12196	40	762
16	WARDHA	18651	13776	13791	15	4860	11	304
17	PALGHAR	35124	27327	27341	14	7783	21	486
18	BULDHANA	44727	24810	24823	13	19904	33	1244
19	JALNA	24044	13619	13632	13	10412	27	651
20	NAGPUR	37199	29294	29306	12	7893	12	493
21	HINGOLI	18083	10966	10977	11	7106	18	444
22	LATUR	20793	10986	10997	11	9796	22	612
23	RATNAGIRI	9913	7748	7759	11	2154	14	135
24	GONDIA	96117	85064	85073	9	11044	65	690
25	SOLAPUR	49740	32548	32557	9	17183	23	1074
26	GADCHIROLI	31569	22857	22864	7	8705	27	544
27	PARBHANI	19091	7891	7898	7	11193	15	700
28	SATARA	15468	10854	10861	7	4607	13	288
29	AKOLA	48775	35936	35942	6	12833	25	802
30	RAIGAD	9835	8544	8548	4	1287	4	80
31	SINDHUDURG	5147	4110	4112	2	1035	4	65
32	OSMANABAD	14409	6764	6765	1	7644	17	478
33	KOLHAPUR	17765	13087	13087	0	4678	9	292
34	PUNE	20970	13826	13826	0	7144	11	447
Total		1413613	998490	999281	791	414332	1009	25896

राज्यपुरस्कृत आवास योजना ग्रामीण - मंजूरी

Sr. No.	Division	Target	14.03.2023	15.03.2023	Daily Achievement	Remaining
1	AURANGABAD DIV.	199331	160129	160292	186	39039
2	AMRAVATI DIV.	109702	92416	92504	88	17198
3	NASHIK DIV.	141360	108454	108456	2	32904
4	NAGPUR DIV.	116255	87343	87344	1	28911
5	KONKAN DIV.	34729	29612	29612	0	5117
6	PUNE DIV.	65334	62911	62909	0	2425
	Total	666711	540865	541117	277	125594

State Scheme Remaining Sanction

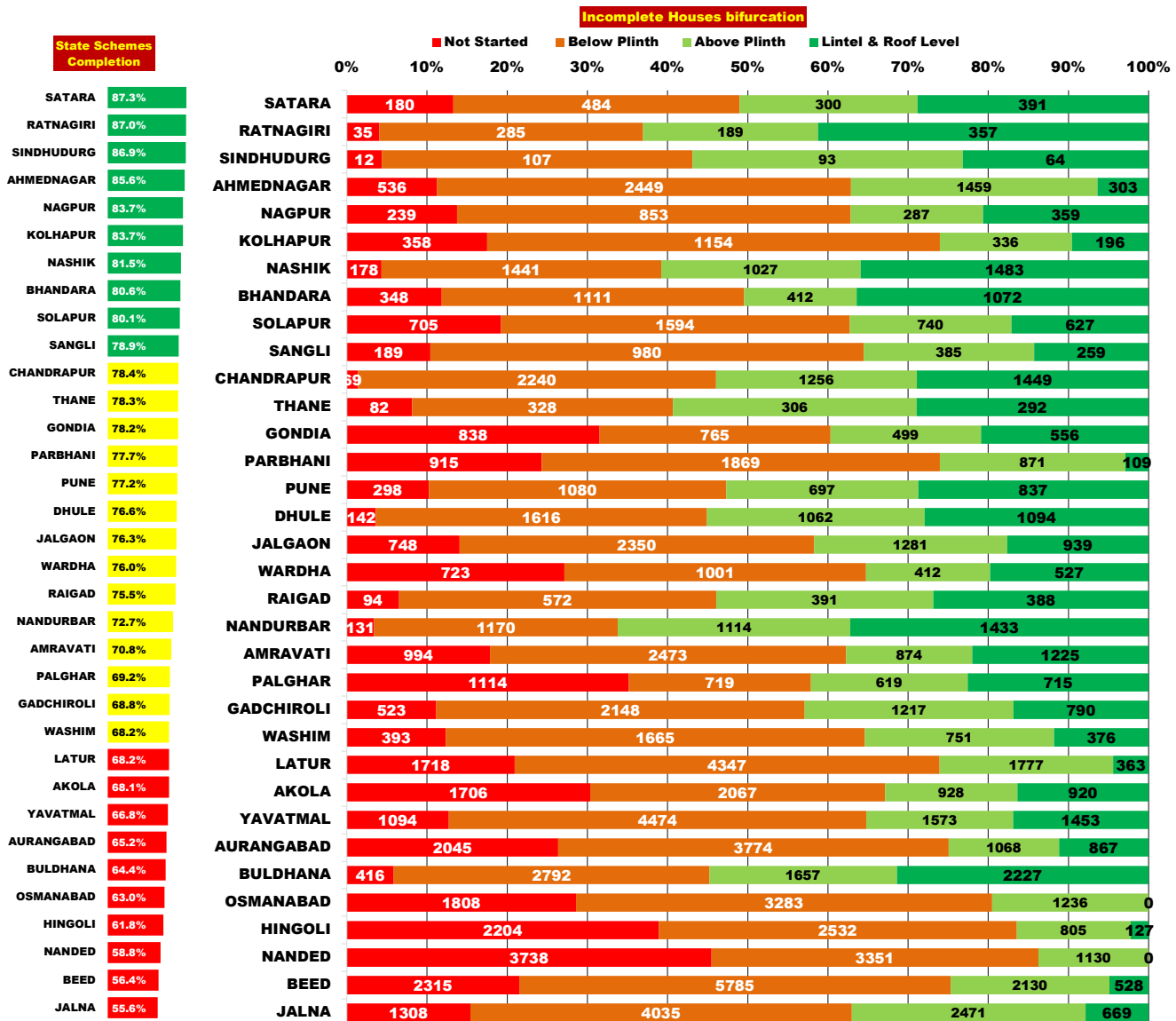


राज्यपुरस्कृत आवास योजना ग्रामीण - मंजूरी

Sr. No.	District	Target	14.03.2023	15.03.2023	Daily_Achievement	Remaining
1	PARBHANI	19784	16687	16858	171	2926
2	YAVATMAL	29681	25833	25899	66	3782
3	AKOLA	23681	17601	17622	21	6059
4	LATUR	27171	25769	25779	10	1392
5	NANDED	26760	19868	19873	5	6887
6	NASHIK	32035	22279	22281	2	9754
7	BULDHANA	21616	19907	19908	1	1708
8	GADCHIROLI	16834	14973	14974	1	1860
9	AHMEDNAGAR	35298	32970	32970	0	2328
10	AMRAVATI	23224	19053	19053	0	4171
11	AURANGABAD	26141	22288	22288	0	3853
12	BEED	26878	24681	24681	0	2197
13	BHANDARA	17590	15172	15172	0	2418
14	CHANDRAPUR	38147	23231	23231	0	14916
15	DHULE	21790	16704	16704	0	5086
16	GONDIA	14246	12199	12199	0	2047
17	HINGOLI	27298	14837	14837	0	12461
18	JALGAON	25659	22425	22425	0	3234
19	KOLHAPUR	12565	12528	12528	0	37
20	NAGPUR	16291	10691	10691	0	5600
21	NANDURBAR	26578	14076	14076	0	12502
22	OSMANABAD	24853	16881	16881	0	7972
23	PALGHAR	11792	10269	10269	0	1523
24	RAIGAD	7406	5907	5907	0	1499
25	RATNAGIRI	7126	6678	6678	0	448
26	SANGLI	8732	8595	8595	0	137
27	SATARA	10647	10632	10632	0	15
28	SINDHUDURG	2141	2106	2106	0	35
29	THANE	6264	4652	4652	0	1612
30	WARDHA	13147	11077	11077	0	2070
31	WASHIM	11500	10022	10022	0	1478
32	PUNE	14672	12749	12748	-1	1924
33	SOLAPUR	18718	18407	18406	-1	312
34	JALNA	20446	19118	19095	-23	1351
Total		666711	540865	541117	277	125594

राज्यपुरस्कृत आवास योजना ग्रामीण - पूर्ण घरकूले

Sr. No.	Division	Sanction	14.03.2023	15.03.2023	Daily Achievement	Remaining	Avg. Completed Per Day From 20.11.22 to Today	To be Completed in Per Day till 31.03.23
1	NASHIK DIV.	108456	86376	86500	124	21956	73	1372
2	AURANGABAD DIV.	160292	101146	101226	80	59066	97	3692
3	AMRAVATI DIV.	92504	62409	62446	37	30058	54	1879
4	NAGPUR DIV.	87344	67627	67650	23	19694	44	1231
5	KONKAN DIV.	29612	22839	22850	11	6762	13	423
6	PUNE DIV.	62909	51111	51119	8	11790	27	737
Total		541117	391508	391791	283	149326	308	9333



राज्यपुरस्कृत आवास योजना ग्रामीण - पूर्ण घरकूले

Sr. No.	District	Sanction	14.03.2023	15.03.2023	Daily Achievement	Remaining	Avg. Completed Per Day From 20.11.22 to Today	To be Completed in Per Day till 31.03.23
1	AHMEDNAGAR	32970	28168	28223	55	4747	31	297
2	NASHIK	22281	18125	18152	27	4129	13	258
3	LATUR	25779	17551	17574	23	8205	12	513
4	JALGAON	22425	17087	17107	20	5318	12	332
5	BEED	24681	13907	13923	16	10758	14	672
6	NANDURBAR	14076	10212	10228	16	3848	7	241
7	AURANGABAD	22288	14519	14534	15	7754	8	485
8	AKOLA	17622	11990	12001	11	5621	9	351
9	JALNA	19095	10602	10612	10	8483	30	530
10	BULDHANA	19908	12807	12816	9	7092	16	443
11	CHANDRAPUR	23231	18209	18217	8	5014	14	313
12	HINGOLI	14837	9161	9169	8	5668	6	354
13	WARDHA	11077	8406	8414	8	2663	7	166
14	WASHIM	10022	6829	6837	8	3185	7	199
15	DHULE	16704	12784	12790	6	3914	11	245
16	NANDED	19873	11671	11677	6	8196	9	512
17	YAVATMAL	25899	17300	17305	5	8594	13	537
18	AMRAVATI	19053	13483	13487	4	5566	9	348
19	PALGHAR	10269	7098	7102	4	3167	6	198
20	GONDIA	12199	9538	9541	3	2658	8	166
21	KOLHAPUR	12528	10481	10484	3	2044	4	128
22	RAIGAD	5907	4459	4462	3	1445	3	90
23	SOLAPUR	18406	14737	14740	3	3666	8	229
24	GADCHIROLI	14974	10294	10296	2	4678	9	292
25	NAGPUR	10691	8951	8953	2	1738	3	109
26	PARBHANI	16858	13092	13094	2	3764	4	235
27	RATNAGIRI	6678	5810	5812	2	866	2	54
28	PUNE	12748	9835	9836	1	2912	6	182
29	SANGLI	8595	6781	6782	1	1813	4	113
30	SINDHUDURG	2106	1829	1830	1	276	1	17
31	THANE	4652	3643	3644	1	1008	2	63
32	BHANDARA	15172	12229	12229	0	2943	4	184
33	OSMANABAD	16881	10643	10643	0	6238	13	390
34	SATARA	10632	9277	9277	0	1355	5	85
	Total	541117	391508	391791	283	149326	308	9333

प्रधानमंत्री आवास योजना ग्रामीण - हप्ते वितरण

Sr. No.	Division	1st Installment (Daily Achivement)	1st Installment Remaining	2nd Installment (Daily Achivement)	2nd Installment Remaining	3rd Installment (Daily Achivement)	3rd Installment Remaining
1	AURANGABAD DIV.	1241	29546	1114	61500	940	18003
2	NASHIK DIV.	598	15242	942	44802	1244	24043
3	AMRAVATI DIV.	500	36494	855	39074	568	13631
4	NAGPUR DIV.	243	13464	623	29245	508	13717
5	PUNE DIV.	215	13720	490	19221	518	6425
6	KONKAN DIV.	20	875	194	5434	220	5657
	Total	2817	109341	4218	199276	3998	81476

PMAY-G 1st Ins Pending

SINDHUDURG	17
RAIGAD	47
RATNAGIRI	122
THANE	127
GADCHIROLI	509
PALGHAR	562
KOLHAPUR	726
SANGLI	1123
SATARA	1181
PARBHANI	1862
WARDHA	1923
NASHIK	2051
DHULE	2053
GONDIA	2183
NANDURBAR	2286
HINGOLI	2342
NAGPUR	2397
JALNA	2760
PUNE	2881
CHANDRAPUR	2939
AURANGABAD	3404
AHMEDNAGAR	3446
BHANDARA	3513
WASHIM	3640
LATUR	3725
OSMANABAD	3778
BEED	4537
YAVATMAL	5057
AKOLA	5100
JALGAON	5406
NANDED	7138
SOLAPUR	7809
BULDHANA	9592
AMRAVATI	13105

PMAY-G 2nd Ins Pending

SINDHUDURG	550
RAIGAD	632
RATNAGIRI	742
THANE	1024
WARDHA	1884
SATARA	1900
PALGHAR	2486
PUNE	2669
KOLHAPUR	3325
GADCHIROLI	3589
OSMANABAD	3673
NAGPUR	3853
HINGOLI	3869
SANGLI	4668
AHMEDNAGAR	4749
WASHIM	4841
LATUR	4932
AKOLA	5393
JALNA	5879
CHANDRAPUR	6333
GONDIA	6490
SOLAPUR	6659
AURANGABAD	6825
BULDHANA	7025
BHANDARA	7096
NASHIK	7178
DHULE	7307
PARBHANI	7495
BEED	8914
AMRAVATI	9812
NANDURBAR	11744
YAVATMAL	12003
JALGAON	13824
NANDED	19913

PMAY-G 3rd Ins Pending

SINDHUDURG	387
RAIGAD	435
WARDHA	644
RATNAGIRI	716
KOLHAPUR	835
THANE	850
OSMANABAD	946
NAGPUR	979
PUNE	986
SATARA	990
HINGOLI	1184
SANGLI	1419
LATUR	1442
WASHIM	1691
AKOLA	1788
PARBHANI	1902
JALNA	2055
SOLAPUR	2195
BULDHANA	2392
BHANDARA	2524
AURANGABAD	2600
GADCHIROLI	2768
AMRAVATI	2984
CHANDRAPUR	2993
BEED	3084
PALGHAR	3269
GONDIA	3809
DHULE	3990
NASHIK	4130
AHMEDNAGAR	4225
JALGAON	4295
YAVATMAL	4776
NANDED	4790
NANDURBAR	7403

प्रधानमंत्री आवास योजना ग्रामीण - हप्ते वितरण

Sr. No.	District	1st Installment (Daily Achievement)	1st Installment Remaining	2nd Installment (Daily Achievement)	2nd Installment Remaining	3rd Installment (Daily Achievement)	3rd Installment Remaining
1	NANDURBAR	246	2286	344	11744	363	7403
2	JALNA	326	2760	168	5879	159	2055
3	AHMEDNAGAR	79	3446	174	4749	381	4225
4	NASHIK	162	2051	195	7178	228	4130
5	YAVATMAL	71	5057	272	12003	220	4776
6	LATUR	340	3725	116	4932	76	1442
7	OSMANABAD	125	3778	177	3673	205	946
8	GONDIA	91	2183	221	6490	149	3809
9	NANDED	170	7138	157	19913	110	4790
10	PARBHANI	91	1862	202	7495	116	1902
11	BULDHANA	149	9592	155	7025	77	2392
12	WASHIM	17	3640	210	4841	139	1691
13	CHANDRAPUR	82	2939	162	6333	119	2993
14	SANGLI	26	1123	152	4668	174	1419
15	JALGAON	88	5406	96	13824	136	4295
16	AURANGABAD	101	3404	115	6825	97	2600
17	BEED	48	4537	126	8914	136	3084
18	AKOLA	193	5100	88	5393	27	1788
19	AMRAVATI	70	13105	130	9812	105	2984
20	DHULE	23	2053	133	7307	136	3990
21	GADCHIROLI	28	509	103	3589	137	2768
22	SOLAPUR	94	7809	73	6659	94	2195
23	SATARA	50	1181	105	1900	103	990
24	THANE	13	127	77	1024	113	850
25	PUNE	33	2881	81	2669	84	986
26	KOLHAPUR	12	726	79	3325	63	835
27	HINGOLI	40	2342	53	3869	41	1184
28	RATNAGIRI	1	122	68	742	49	716
29	BHANDARA	8	3513	58	7096	46	2524
30	WARDHA	13	1923	49	1884	37	644
31	NAGPUR	21	2397	30	3853	20	979
32	SINDHUDURG	3	17	31	550	20	387
33	PALGHAR	0	562	10	2486	31	3269
34	RAIGAD	3	47	8	632	7	435
	Total	2817	109341	4218	199276	3998	81476

राज्यपुरस्कृत आवास योजना ग्रामीण - हप्ते वितरण

Sr. No.	Division	1st Installment (Daily Achivement)	1st Installment Remaining	2nd Installment (Daily Achivement)	2nd Installment Remaining	3rd Installment (Daily Achivement)	3rd Installment Remaining
1	AURANGABAD DIV.	664	16051	548	28976	352	11488
2	AMRAVATI DIV.	170	4603	258	13471	168	5783
3	NASHIK DIV.	85	1735	184	9026	268	5943
4	NAGPUR DIV.	63	2740	158	8118	158	4083
5	PUNE DIV.	21	1730	81	5292	95	2458
6	KONKAN DIV.	4	1337	49	2011	40	1598
	Total	1007	28196	1278	66894	1081	31353

State Schemes 1st Ins Pending

SINDHUDURG	12
RATNAGIRI	35
CHANDRAPUR	69
THANE	82
RAIGAD	94
NANDURBAR	131
DHULE	142
NASHIK	178
SATARA	180
SANGLI	189
NAGPUR	239
PUNE	298
BHANDARA	348
KOLHAPUR	358
WASHIM	393
BULDHANA	416
GADCHIROLI	523
AHMEDNAGAR	536
SOLAPUR	705
WARDHA	723
JALGAON	748
GONDIA	838
PARBHANI	915
AMRAVATI	994
YAVATMAL	1094
PALGHAR	1114
JALNA	1308
AKOLA	1706
LATUR	1718
OSMANABAD	1808
AURANGABAD	2045
HINGOLI	2204
BEED	2315
NANDED	3738

State Schemes 2nd Ins Pending

SINDHUDURG	107
RATNAGIRI	285
THANE	328
SATARA	484
RAIGAD	572
PALGHAR	719
GONDIA	765
NAGPUR	853
SANGLI	980
WARDHA	1001
PUNE	1080
BHANDARA	1111
KOLHAPUR	1154
NANDURBAR	1170
NASHIK	1441
SOLAPUR	1594
DHULE	1616
WASHIM	1665
PARBHANI	1869
AKOLA	2067
GADCHIROLI	2148
CHANDRAPUR	2240
JALGAON	2350
AHMEDNAGAR	2449
AMRAVATI	2473
HINGOLI	2532
BULDHANA	2792
OSMANABAD	3283
NANDED	3351
AURANGABAD	3774
JALNA	4035
LATUR	4347
YAVATMAL	4474
BEED	5785

State Schemes 3rd Ins Pending

SINDHUDURG	93
RATNAGIRI	189
NAGPUR	287
SATARA	300
THANE	306
KOLHAPUR	336
SANGLI	385
RAIGAD	391
WARDHA	412
BHANDARA	412
GONDIA	499
PALGHAR	619
PUNE	697
SOLAPUR	740
WASHIM	751
HINGOLI	805
PARBHANI	871
AMRAVATI	874
AKOLA	928
NASHIK	1027
DHULE	1062
AURANGABAD	1068
NANDURBAR	1114
NANDED	1130
GADCHIROLI	1217
OSMANABAD	1236
CHANDRAPUR	1256
JALGAON	1281
AHMEDNAGAR	1459
YAVATMAL	1573
BULDHANA	1657
LATUR	1777
BEED	2130
JALNA	2471

राज्यपुरस्कृत आवास योजना ग्रामीण -हप्ते वितरण

Sr. No.	District	1st Installment (Daily Achivement)	1st Installment Remaining	2nd Installment (Daily Achivement)	2nd Installment Remaining	3rd Installment (Daily Achivement)	3rd Installment Remaining
1	LATUR	184	1718	192	4347	111	1777
2	HINGOLI	159	2204	79	2532	47	805
3	AMRAVATI	119	994	65	2473	49	874
4	AURANGABAD	105	2045	96	3774	27	1068
5	YAVATMAL	46	1094	98	4474	53	1573
6	BEED	108	2315	33	5785	37	2130
7	DHULE	13	142	75	1616	70	1062
8	JALNA	12	1308	67	4035	60	2471
9	OSMANABAD	38	1808	45	3283	52	1236
10	AHMEDNAGAR	17	536	37	2449	79	1459
11	JALGAON	44	748	26	2350	47	1281
12	NASHIK	1	178	46	1441	69	1027
13	GONDIA	40	838	32	765	40	499
14	CHANDRAPUR	0	69	50	2240	47	1256
15	WARDHA	10	723	47	1001	30	412
16	NANDED	58	3738	10	3351	7	1130
17	BULDHANA	2	416	36	2792	25	1657
18	KOLHAPUR	17	358	18	1154	27	336
19	AKOLA	1	1706	29	2067	26	928
20	WASHIM	2	393	30	1665	15	751
21	SOLAPUR	4	705	15	1594	25	740
22	PUNE	0	298	20	1080	23	697
23	PARBHANI	0	915	26	1869	11	871
24	RATNAGIRI	4	35	17	285	16	189
25	GADCHIROLI	10	523	14	2148	12	1217
26	NAGPUR	2	239	10	853	21	287
27	SANGLI	0	189	18	980	15	385
28	SINDHUDURG	0	12	14	107	10	93
29	PALGHAR	0	1114	9	719	11	619
30	SATARA	0	180	10	484	5	300
31	BHANDARA	1	348	5	1111	8	412
32	NANDURBAR	10	131	0	1170	3	1114
33	RAIGAD	0	94	3	572	3	391
34	THANE	0	82	6	328	0	306
	Total	1007	28196	1278	66894	1081	31353